


9220 • Bidirectional ASI/MPTS Gateway



The **9220 Bidirectional ASI/IP Gateway** can receive transport streams over ASI and transmit streams over IP, or receive transport streams over IP and transmit streams over ASI. Utilizing the openGear® open-architecture control/monitoring platform, the 9220 can be remotely controlled and monitored with the free, easy-to-use DashBoard™ setup and control operator interface.

It features up to 6 ASI ports, individually configurable as inputs or outputs. With option +TS, the 9220 can support up to six ASI/IP bidirectional conversions simultaneously (standard support with no additional licenses supports one ASI/IP bidirectional gateway). The 9220 can be used to facilitate seamless plant distribution/contribution over IP. It also includes advanced redundancy protection features, allowing for automatic failover if the primary signal disappears. The 9220 supports both unicast and multicast, with IGMP V1, V2 and V3. DashBoard™ remote control allows easy centralized control and monitoring access.

FEATURES

Compact self-contained form with built-in AC power supply

Up to six ASI inputs/outputs supported (standard supports one ASI/IP gateway with up to five additional with corresponding +TS licensing)

Bidirectional ASI/IP encapsulation or de-encapsulation

1x Gigabit Ethernet IP interface

Optional 2x Gigabit IP interface

Multicast IGMP v1, v2, and v3 support

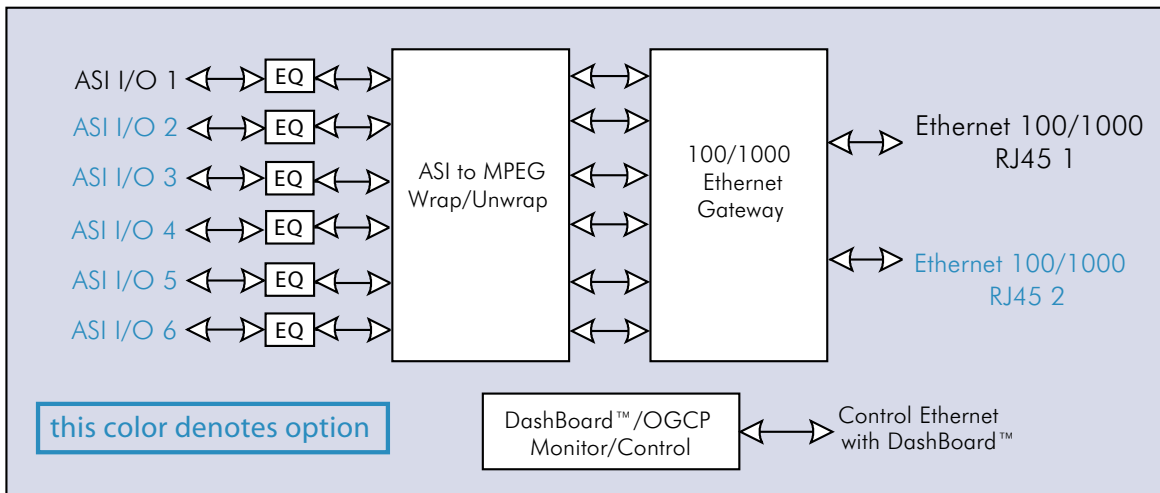
Easy integration and control/monitoring via DashBoard remote control

Five year warranty

OPTIONS

+TS - Additional ASI or IP Transport Stream Output

+GBE - Second Activated Gigabit Ethernet Port



9220 • Bidirectional ASI/MPTS Gateway

SPECIFICATIONS

DVB-ASI Input/Output

Number of ports: 6 (max) bi-directional, 75Ω BNC DVB-ASI
213Mbit/s maximum ASI TS bit-rate per port

Network I/O

Number of ports: 2, 100/1000Base-T RJ-45
IPv4, IPv6, UDP, and RTP
900Mbit/s usable GbE per Rx port
900Mbit/s usable GbE per Tx port
600Mbit/s maximum processing per card
213Mbit/s maximum ASI TS bitrate per port

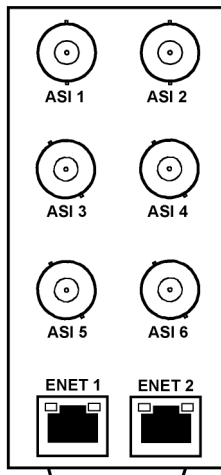
ORDERING INFORMATION

9220 Bidirectional ASI/MPTS Gateway

+TS Optional Additional ASI or IP Transport Stream Output. License is per added transport stream exiting the gateway, either IP or ASI-based (example: 1 added transport stream as ASI and 1 added transport stream as IP requires 2 added licenses).

+GBE Optional Activated Second Gigabit Ethernet Port

RM20-9220-B 20-Slot Frame Rear I/O Module (Standard Width) 6 ASI Input/Output BNCs (software configurable), 2 Gigabit Ethernet Ports



RM20-9220-B