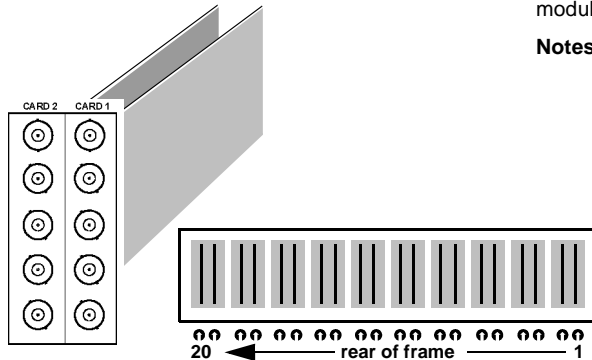


20-Slot Frame Card Capacity and Rear Modules,

Frame card capacity is largely determined by the rear modules that mate a card with its rear panel user connections. For example, when using “split” rear modules, the card capacity in the 20-slot openGear®-compliant 2RU frame is greater than previously possible. 20-slot frames can be fitted with any mix of the rear module types described here, offering connection break-out that suits your requirements while maximizing frame capacity.

COBALT

Split Rear Module



2 cards per rear module
2 card slots used

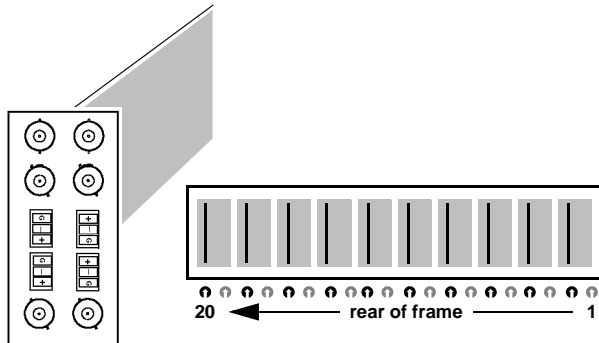
➔ 20 cards per frame (max)
10 rear modules per frame (max)

Split Rear Module occupies 2 card slots, but also accommodates 2 card in adjacent slots. In this manner, for a frame fitted entirely with split rear modules, the maximum 20-card frame capacity can be achieved.

- Notes:**
- Split rear modules are available only for certain Cobalt cards. Consult our catalog, card Product Manual, or our website for availability of rear modules for particular cards.
 - Split rear modules may not in all cases support the maximum number of connections offered by a card. (For example, a 9323 card fitted with a split rear module offers two AES ports vs. four available when using a standard rear module.) Some cards are available with split rear modules using high-density HD-BNC or DIN 1.0/2.3 connectors which allow more connections than with BNC connectors.
 - In all cases, maximum frame power budget for user slot total must be considered when planning frame build-out:
 - HPF-9000 Frame: 360W user budget
 - OG3-FR Frame: 300W user budget
 - 8321 Frame: 120W user budget

If necessary, consult Cobalt Sales for assistance in power planning.

Standard-Width Rear Module



1 card per rear module
2 card slots used

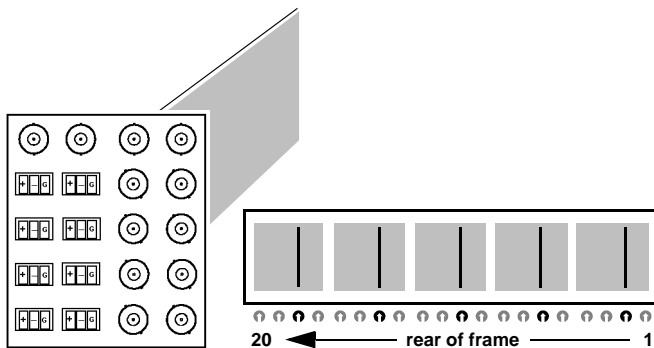
➔ 10 cards per frame (max)
10 rear modules per frame (max)

Standard-Width Rear Module occupies 2 card slots and can accommodate BNC and wired connections such as balanced audio and GPIO connections. Standard-width rear modules are available for all Cobalt cards, and offer a wide variety of signals accommodation choices in the smallest space.

- Notes:**
- Not all slots can be fitted with cards when using a standard-width rear module (for example, when a standard-width module is fitted in the right-most frame position (viewed from rear), first available slot is slot 2, with slot 1 not being available). **Standard-width rear modules fit even slots unless noted otherwise.**
 - In all cases, maximum frame power budget for user slot total must be considered when planning frame build-out:
 - HPF-9000 Frame: 360W user budget
 - OG3-FR Frame: 300W user budget
 - 8321 Frame: 120W user budget

If necessary, consult Cobalt Sales for assistance in power planning.

Double-Width Rear Module



1 card per rear module
4 card slots used

➔ 5 cards per frame (max)
5 rear modules per frame (max)

Double-Width Rear Module occupies 4 card slots and can accommodate a very high degree of signal count and types, including multiple BNC and wired connections such as balanced audio and GPIO connections.

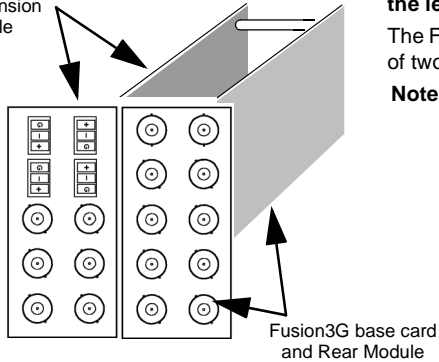
- Notes:**
- Not all slots can be fitted with cards when using a double-width rear module (for example, when a double-width module is fitted in the right-most frame position (viewed from rear), first available slot is slot 2, with slot 1 not being available). **Double-width rear modules fit even slots unless noted otherwise.**
 - In all cases, maximum frame power budget for user slot total must be considered when planning frame build-out:
 - HPF-9000 Frame: 360W user budget
 - OG3-FR Frame: 300W user budget
 - 8321 Frame: 120W user budget

If necessary, consult Cobalt Sales for assistance in power planning.

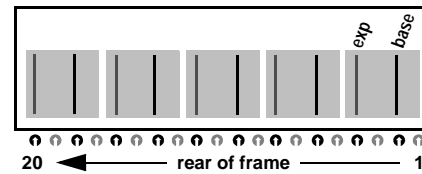
Expansion Rear Module

(Fusion3G® only)

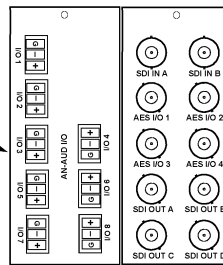
Fusion3G piggyback card and Expansion Rear Module



1 card assembly per base/expansion rear module combination
 4 card slots used → 5 card assemblies per frame (max)
 5 base/expansion rear modules per frame (max)



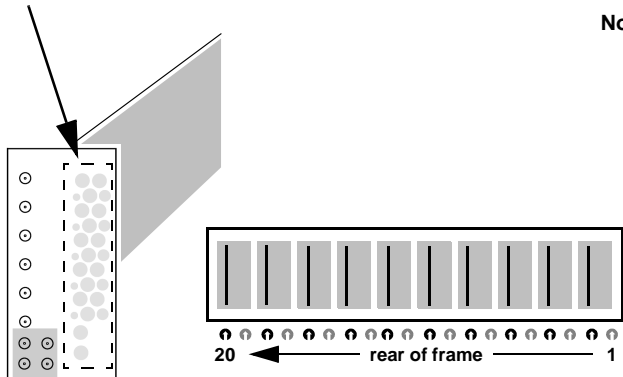
Expansion Rear Module installs directly to the **left** of base Rear Module, and interfaces with the piggyback card. In this example, an RM20-9901-XC expansion rear module breaks out analog audio connections provided by Option **+ANA** (analog audio option).



RM20-9901-B Rear Module provides connection break-out for base card functions.

High-Ventilation Rear Module

Ventilation openings allow increased ventilation in installations where normal above-frame ventilation clearance is reduced



1 card per rear module
 2 card slots used → 10 cards per frame (max)
 10 rear modules per frame (max)

High Ventilation (HV) Rear Module occupies 2 card slots and offers coaxial connections using miniaturized connectors (HDBNC or DIN 1.0/2.3). These rear modules have openings to increase ventilation where the normal recommended above-frame ventilation space (1 RU) cannot be accommodated.

Notes:

- HV (high-ventilation) rear modules are available only for certain Cobalt cards. Consult our catalog, card Product Manual, or our website for availability of high-ventilation rear modules for particular cards. **This rear module fits even slots unless noted otherwise.**

- (Fusion3G® only) Where a base HV rear module is to be used in conjunction with an expansion rear module, **a companion HV expansion rear module must also be used.** Both base and expansion HV rear modules use card positioning that optimizes air flow across the component surface of the card PCB. Also note that when using an expansion rear module, frame capacity then follows the form as specified in "Expansion Rear Module" above.

- In all cases, maximum frame power budget for user slot total must be considered when planning frame build-out:

- HPF-9000 Frame: 360W user budget
- OG3-FR Frame: 300W user budget
- 8321 Frame: 120W user budget

If necessary, consult Cobalt Sales for assistance in power planning.



Cobalt Digital Inc.

2606 Galen Drive
Champaign, IL 61821
Voice 217.344.1243 • Fax 217.344.1245
www.cobaltdigital.com

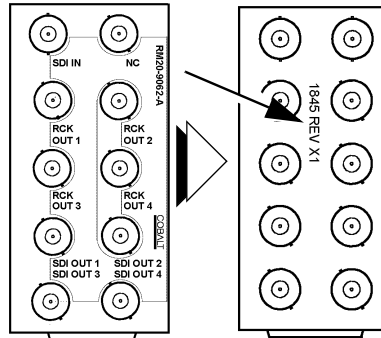
Application Note

Rear I/O Module Cross-Reference

Typically, various Cobalt Rear I/O Modules are applicable for several cards models, with a particular Manufacturing Part Number (MPN) being used for many cards. For example, the manufacturing part number “1845” denotes our widely used standard-width 10-BNC rear module, which is used for dozens of Cobalt® cards. This application note provides a cross-reference between our manufacturing part number and the card-specific Rear I/O Module part numbers to allow you, in some cases, to reuse rear modules you have on hand for new or different cards.

Find your rear module’s MPN code in this guide as follows:

MPN	Page	MPN	Page	MPN	Page	MPN	Page	MPN	Page
1845	1-2	1872	5	1845DS	9	1838	13	1954D	16
1845S	2	1874	6	1834D	9	1904	13		
1821	2	1876	6	1905D	10	1928	14		
1822	2	1877	6	1903	10	1913	14		
1835	3	T6302A	7	1907D	10	1914	14		
1834	3	1839	7	1844D	10	1919	14		
1825	3	1896	7	1831DS	11	1924	15		
1836	4	1844	8	1830	11	1930D	15		
1878	4	1829	8	1830DS	11	1929D	15		
1871	4	1879	8	T6303A	12	1923D	15		
1837	4	1840	8	1950	12	1936D	16		
1875	5	1835D	9	1881	12	1937S	16		
1873	5	1900D	9	1847	13	1938DS	16		



Shown in this example is an **RM20-9062-A** Rear I/O Module that is based on the commonly used 10-BNC form 1845.

Removing the plastic label exposes the PCB assembly **Manufacturing Part Number** (MPN in this example of “1845”). In many cases, a particular MPN may be used on many other cards and is directly compatible also for these applications.

Use this guide to cross-reference between manufacturing part number and card “RM20” Rear I/O Module models.

- Note:**
- Illustrations accompanying cross-references are representational only. Connector designations may vary from those shown for certain applications. **Always** consult product manual, catalog, or web page for the specific card when connecting to a rear I/O module.
 - List may not be all-inclusive. List is updated periodically.
 - Some manufacturing part numbers in current production supersede other part numbers, or use an updated revision. Although connectivity is not affected, where applicable, specified 3G (SMPTE 424M) performance is assured only when using the latest superseding PN or revision. Specifications subject to change without notice.
 - Unless otherwise noted, all rear modules mate with card installed in an **even** slot. (Split rear modules (identified by “/s” designation in RM20-number) always serve two cards in an adjacent odd/even pair).
 - Rear modules applicable to only one card model are not listed.

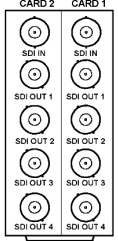
Manufacturing Part Number-to-Card Rear I/O Module Cross-Reference

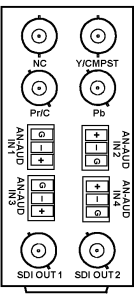
Manufacturing PN	Rear I/O Module PNs					
<div style="border: 1px solid black; padding: 5px; text-align: center;"> 1845 (supersedes 1820) </div>	RM20-9001-A	RM20-9006-A	RM20-9021-A	RM20-9035-A	RM20-9067-A	RM20-9083-A
	RM20-9002-A	RM20-9011-A	RM20-9031-A	RM20-9061-A	RM20-9068-A	RM20-9084-A
	RM20-9003-A	RM20-9015-A	RM20-9032-A	RM20-9062-A	RM20-9071-A	RM20-9085-A
	RM20-9004-A	RM20-9016-A	RM20-9033-A	RM20-9064-A	RM20-9081-A	
	RM20-9005-A	RM20-9018-A	RM20-9034-A	RM20-9066-A	RM20-9082-A	

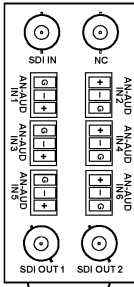
– continued on next page –

Manufacturing Part Number-to-Card Rear I/O Module Cross-Reference (cont.)

Manufacturing PN	Rear I/O Module PNs				
1845 (supersedes 1820) – Cont.	RM20-9086-A	RM20-9305-A	RM20-9362-A	RM20-9374-C	RM20-9821-A
	RM20-9251-A	RM20-9321-A	RM20-9363-A	RM20-9381-A	RM20-9822-A
	RM20-9253-A	RM20-9322-A	RM20-9371-C	RM20-9501-A	
	RM20-9257-A	RM20-9323-A	RM20-9372-C	RM20-9502-A	

1845S (supersedes 1820S)		RM20-9001-A/S	RM20-9071-A/S	RM20-9085-A/S	RM20-9257-A/S	RM20-9363-A/S
		RM20-9002-A/S	RM20-9081-A/S	RM20-9086-A/S	RM20-9305-A/S	RM20-9381-A/S
		RM20-9011-A/S	RM20-9082-A/S	RM20-9231-A/S	RM20-9321-A/S	RM20-9501-A/S
		RM20-9015-A/S	RM20-9083-A/S	RM20-9232-A/B	RM20-9322-A/S	RM20-9502-A/S
		RM20-9021-A/S	RM20-9084-A/S	RM20-9251-A/S	RM20-9323-A/S	RM20-9821-A/S
			RM20-9362-A/S	RM20-9910AV-A/S		

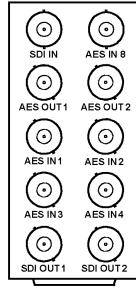
1821		RM20-9033-B	RM20-9035-B	RM20-9066-B
		RM20-9034-B	RM20-9061-B	RM20-9821-B RM20-9501-B

1822		RM20-9083-B	RM20-9323-B
		RM20-9321-B	RM20-9085-B

Manufacturing Part Number-to-Card Rear I/O Module Cross-Reference (cont.)

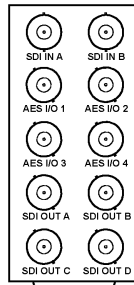
Manufacturing PN	Rear I/O Module PNs
------------------	---------------------

1825



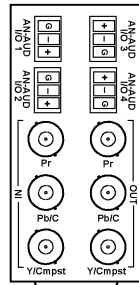
RM20-9083-F
 RM20-9085-F
 RM20-9323-F

1834



RM20-9901-B
 RM20-9921-B
 RM20-9931-B
 RM20-9985-B
 RM20-9502-F

1835

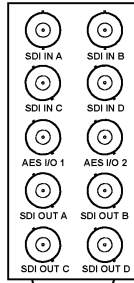


RM20-9901-XB RM20-9931-XB
 RM20-9921-XB RM20-9985-XB

Manufacturing Part Number-to-Card Rear I/O Module Cross-Reference (cont.)

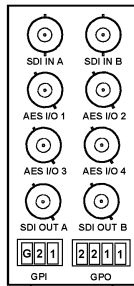
Manufacturing PN	Rear I/O Module PNs	
------------------	---------------------	--

1836



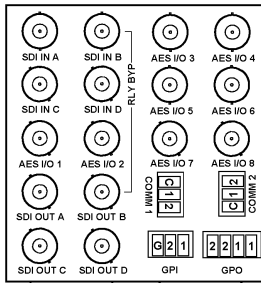
- RM20-9901-C
- RM20-9921-C
- RM20-9931-C
- RM20-9985-C

1837



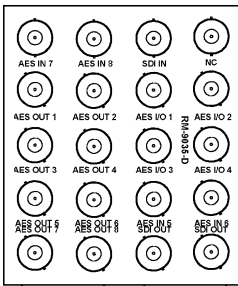
- RM20-9901-D
- RM20-9921-D
- RM20-9931-D
- RM20-9985-D

1878



- RM20-9901-E
- RM20-9921-E
- RM20-9931-E
- RM20-9985-E

1871

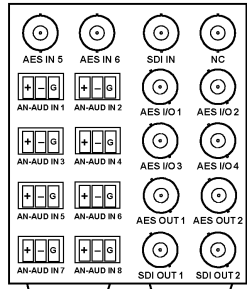


- RM20-9035-D
- RM20-9061-D
- RM20-9066-D
- RM20-9083-H
- RM20-9085-H
- RM20-9301-D
- RM20-9322-C
- RM20-9323-H

Manufacturing Part Number-to-Card Rear I/O Module Cross-Reference (cont.)

Manufacturing PN	Rear I/O Module PNs	
------------------	---------------------	--

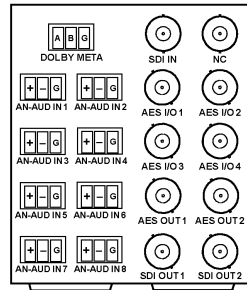
1872



RM20-9083-C
RM20-9085-C

RM20-9323-C
RM20-9341-C

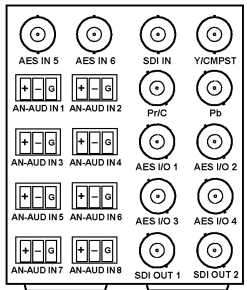
1873



RM20-9083-D
RM20-9085-D

RM20-9321-E
RM20-9323-D

1875



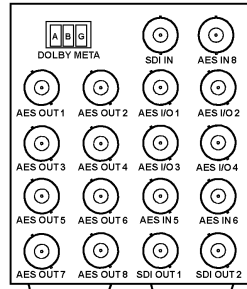
RM20-9033-C
RM20-9034-C
RM20-9035-C

RM20-9061-C
RM20-9066-C

Manufacturing Part Number-to-Card Rear I/O Module Cross-Reference (cont.)

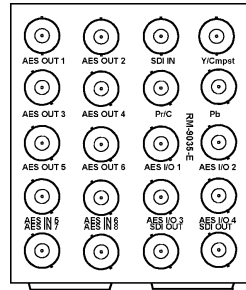
Manufacturing PN	Rear I/O Module PNs	
------------------	---------------------	--

1874



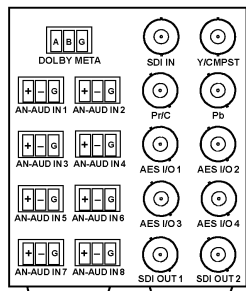
RM20-9083-E RM20-9322-E
 RM20-9085-E RM20-9323-E

1876



RM20-9033-D RM20-9061-E
 RM20-9034-D RM20-9066-E
 RM20-9035-E

1877

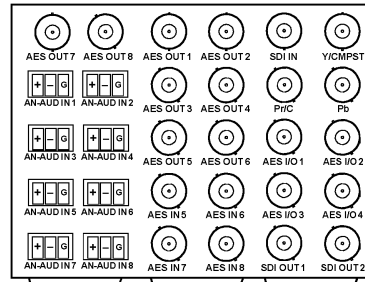


RM20-9061-F RM20-9034-F
 RM20-9066-F RM20-9033-F
 RM20-9035-F

Manufacturing Part Number-to-Card Rear I/O Module Cross-Reference (cont.)

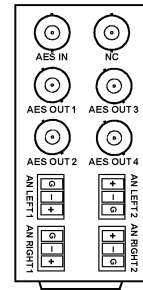
Manufacturing PN	Rear I/O Module PNs
------------------	---------------------

1896



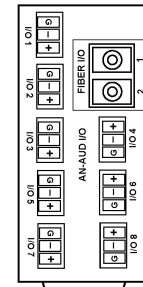
- RM20-9035-G
- RM20-9061-G
- RM20-9066-G
- RM20-9083-G
- RM20-9085-G
- RM20-9323-G

T6302A



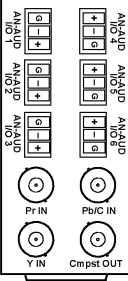
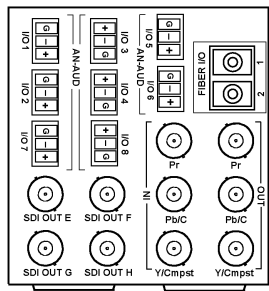
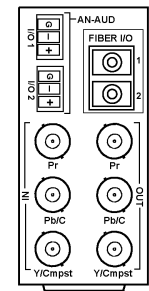
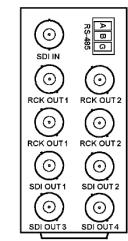
- RM20-9262-B
- RM20-9345-B

1839



- RM20-9901-XC
- RM20-9921-XC
- RM20-9931-XC
- RM20-9985-XC

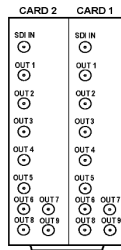
Manufacturing Part Number-to-Card Rear I/O Module Cross-Reference (cont.)

Manufacturing PN	Rear I/O Module PNs			
1840		RM20-9901-XD RM20-9921-XD	RM20-9931-XD RM20-9985-XD	
1879		RM20-9901-XE RM20-9921-XE	RM20-9931-XE RM20-9985-XE	
1844		RM20-9901-XF RM20-9921-XF	RM20-9931-XF RM20-9985-XF	
1829		RM20-9035-H RM20-9062-B RM20-9067-B RM20-9068-B RM20-9081-B	RM20-9083-J RM20-9085-J RM20-9086-B RM20-9321-F	RM20-9322-F RM20-9323-J RM20-9381-B RM20-9822-B

Manufacturing Part Number-to-Card Rear I/O Module Cross-Reference (cont.)

Manufacturing PN	Rear I/O Module PNs		
------------------	---------------------	--	--

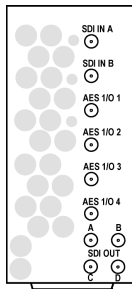
1845DS



RM20-9001-B/S	RM20-9021-B/S	RM20-9501-C/S
RM20-9002-B/S	RM20-9084-B/S	RM20-9502-C/S
RM20-9003-B/S	RM20-9251-B/S	RM20-9821-C/S
RM20-9004-B/S	RM20-9253-B/S	
RM20-9005-B/S	RM20-9257-B/S	
RM20-9006-B/S	RM20-9257-B/S	

Note: This rear I/O module is available in both HD BNC and DIN 1.0/2.3 versions. If substituting, make certain module is equipped with compatible connectors.

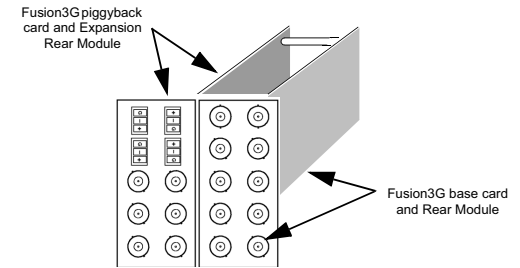
1834D



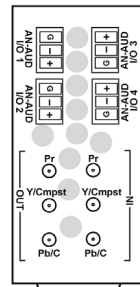
RM20-9901-B-HV
RM20-9921-B-HV
RM20-9931-B-HV
RM20-9985-B-HV

Note:

- This rear I/O module is available in both HD BNC and DIN 1.0/2.3 versions. If substituting, make certain module is equipped with compatible connectors.
- This rear module mates to Fusion base card in **ODD** slot. Where an expansion (daughtercard) is used, it also **must** use an odd-slot expansion rear module.



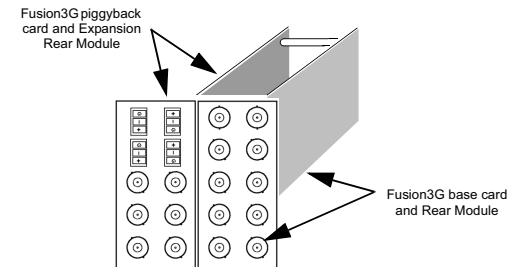
1835D



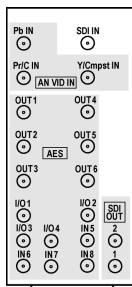
RM20-9901-XB-HV
RM20-9921-XB-HV
RM20-9931-XB-HV
RM20-9985-XB-HV

Note:

- This rear I/O module is available in both HD BNC and DIN 1.0/2.3 versions. If substituting, make certain module is equipped with compatible connectors.
- This rear module mates to Fusion expansion card in **ODD** slot. This rear module **must** be used in conjunction with an odd-slot base rear module.



1900D



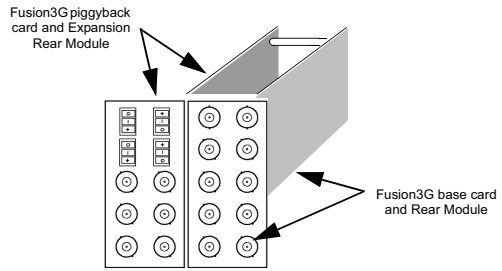
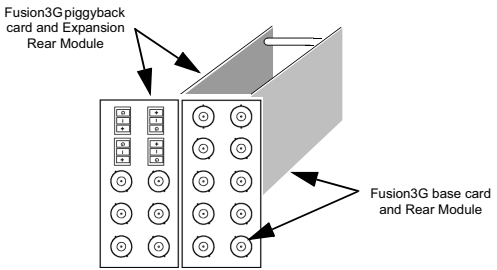
RM20-9033-E-DIN/HDBNC
RM20-9034-E-DIN/HDBNC
RM20-9035-E-DIN/HDBNC
RM20-9061-E-DIN/HDBNC
RM20-9066-E-DIN/HDBNC

Note:

- This rear I/O module is available in both HD BNC and DIN 1.0/2.3 versions. If substituting, make certain module is equipped with compatible connectors.
- This rear module mates to card in **ODD** slot.

Manufacturing Part Number-to-Card Rear I/O Module Cross-Reference (cont.)

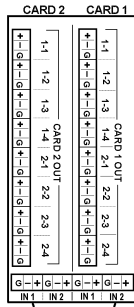
Manufacturing PN	Rear I/O Module PNs		
1905D		RM20-9901-F-HV RM20-9921-F-HV RM20-9931-F-HV RM20-9985-F-HV	<p>Note:</p> <ul style="list-style-type: none"> This rear I/O module is available in both HD BNC and DIN 1.0/2.3 versions. If substituting, make certain module is equipped with compatible connectors. This rear module mates to Fusion base card in ODD slot. Where an expansion (daughtercard) is used, it also must use an odd-slot expansion rear module.
1903		RM20-9901-H RM20-9921-H RM20-9931-H RM20-9985-H	<p>Note: This rear module mates to Fusion base card in ODD slot. Where an expansion (daughtercard) is used, it also must use an odd-slot expansion rear module.</p>
1907D		RM20-9901-F-HV2 RM20-9921-F-HV2 RM20-9931-F-HV2 RM20-9985-F-HV2	<p>Note:</p> <ul style="list-style-type: none"> This rear I/O module is available in both HD BNC and DIN 1.0/2.3 versions. If substituting, make certain module is equipped with compatible connectors. This rear module is a replacement for RM20-99xx-F-HV. This rear module provides for enhanced airflow over card component-side of PCB.
1844D		RM20-9901-XF-HV RM20-9921-XF-HV RM20-9931-XF-HV RM20-9985-XF-HV	<p>Note:</p> <ul style="list-style-type: none"> This rear I/O module is available in both HD BNC and DIN 1.0/2.3 versions. If substituting, make certain module is equipped with compatible connectors. This expansion rear module is intended for use in conjunction with base rear module RM20-99xx-F-HV2 ("1907D") shown above.



Manufacturing Part Number-to-Card Rear I/O Module Cross-Reference (cont.)

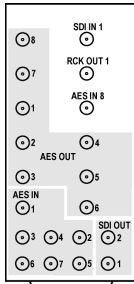
Manufacturing PN	Rear I/O Module PNs
------------------	---------------------

1831DS



RM20-9241-D/S
RM20-9242-D/S

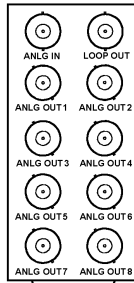
1902DA



RM20-9083-E-DIN/HDBNC
RM20-9085-E-DIN/HDBNC
RM20-9301-D-DIN/HDBNC
RM20-9323-E-DIN/HDBNC

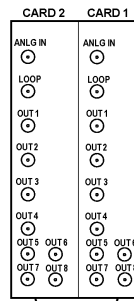
Note: • This rear I/O module is available in both HD BNC and DIN 1.0/2.3 versions. If substituting, make certain module is equipped with compatible connectors.
• This rear module mates to card in **ODD** slot.

1830



RM20-9231-B
RM20-9232-B
RM20-9910AV-B

1830DS



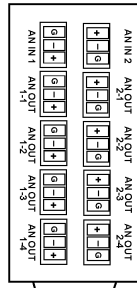
RM20-9231-B/S-DIN-HDBNC
RM20-9232-B/S-DIN-HDBNC
RM20-9910AV-B/S-DIN-HDBNC

Note: This rear I/O module is available in both HD BNC and DIN 1.0/2.3 versions. If substituting, make certain module is equipped with compatible connectors.

Manufacturing Part Number-to-Card Rear I/O Module Cross-Reference (cont.)

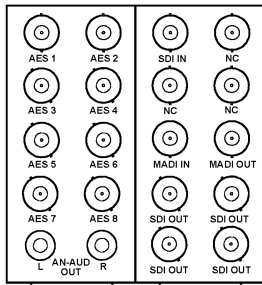
Manufacturing PN	Rear I/O Module PNs
------------------	---------------------

T6303A



RM20-9241-B
RM20-9252-B

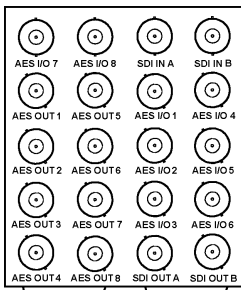
1950



RM20-9371-E
RM20-9372-E
RM20-9374-E

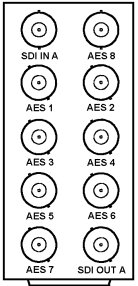
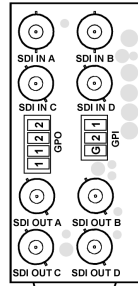
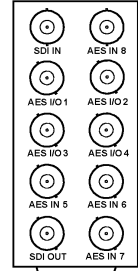
Note: AES ports are GUI-configurable as inputs or outputs on 9371-EMDE card. AES ports and MADI ports are input-only on 9371-EM card and output-only on 9371-DE card.

1881



RM20-9901-G
RM20-9921-G
RM20-9931-G
RM20-9985-G

Manufacturing Part Number-to-Card Rear I/O Module Cross-Reference (cont.)

Manufacturing PN	Rear I/O Module PNs	
1838		RM20-9901-F RM20-9931-F RM20-9921-F RM20-9985-F
1904		RM20-9901-J RM20-9931-J RM20-9921-J RM20-9985-J
1847		RM20-9322-G RM20-9323-K

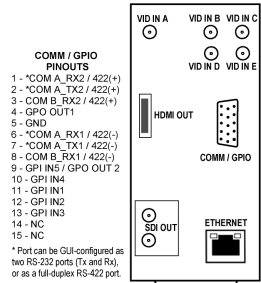
Manufacturing Part Number-to-Card Rear I/O Module Cross-Reference (cont.)

Manufacturing PN	Rear I/O Module PNs		
1928		<p>RM20-9902-F RM20-9940-F RM20-9978-F RM20-9980-CSC-F RM20-9980-2CSC-F</p>	
1913		<p>RM20-9902-B RM20-9922-FS-B RM20-9922-2FS-B RM20-9932-B RM20-9960-B</p>	
1914		<p>RM20-9902-C RM20-9922-FS-C RM20-9922-2FS-C RM20-9940-C RM20-9960-C RM20-9978-C RM20-9980-C</p>	
1919	<p>9 - U-ARTA TX 8 - U-ARTA RX 7 - GND 6 - GPI IN 1 5 - GPI IN 2 4 - GND 3 - GPO OUT 1 2 - GPO OUT 2 1 - GPO RTN</p>	<p>RM20-9970-B RM20-9978-B RM20-9980-B</p> <p>RM20-9902DC4K-C RM20-9940-G</p>	<p>Note: This rear I/O module can also be used with the following card models, however the COMM/GPIO connectors are NC when used with the following models. 9902-UDX 9922-FS 9922-2FS 9960-TG2-REF1 9978-ANC-MON 9980-CSC-3G</p>

Manufacturing Part Number-to-Card Rear I/O Module Cross-Reference (cont.)

Manufacturing PN	Rear I/O Module PNs
------------------	---------------------

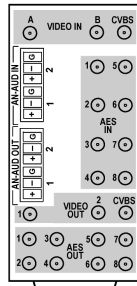
1923D



RM20-9970-C-DIN/HDBNC
RM20-9978-C-DIN/HDBNC

Note: This rear I/O module is available in both HD BNC and DIN 1.0/2.3 versions. If substituting, make certain module is equipped with compatible connectors.

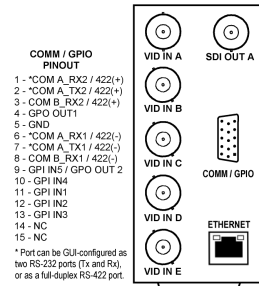
1929D



RM20-9902-D-DIN/HDBNC
RM20-9922-FS-D-DIN/HDBNC
RM20-9922-2FS-D-DIN/HDBNC
RM20-9932-D-DIN/HDBNC

Note: This rear I/O module is available in both HD BNC and DIN 1.0/2.3 versions. If substituting, make certain module is equipped with compatible connectors.

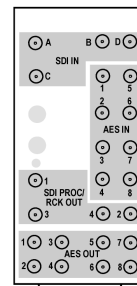
1924



RM20-9970-D
RM20-9978-D

Note: This rear I/O module is available in both HD BNC and DIN 1.0/2.3 versions. If substituting, make certain module is equipped with compatible connectors.

1930D



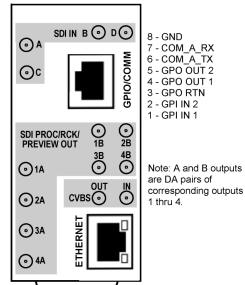
RM20-9902-E-DIN/HDBNC
RM20-9922-FS-E-DIN/HDBNC
RM20-9922-2FS-E-DIN/HDBNC
RM20-9932-E-DIN/HDBNC

Note: This rear I/O module is available in both HD BNC and DIN 1.0/2.3 versions. If substituting, make certain module is equipped with compatible connectors.

Manufacturing Part Number-to-Card Rear I/O Module Cross-Reference (cont.)

Manufacturing PN	Rear I/O Module PNs
------------------	---------------------

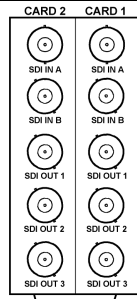
1936D



- RM20-9902-L-DIN/HDBNC
- RM20-9922-FS-L-DIN/HDBNC
- RM20-9922-2FS-L-DIN/HDBNC

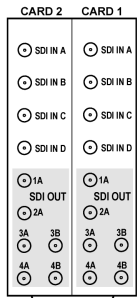
Note: This rear I/O module is available in both HD BNC and DIN 1.0/2.3 versions. If substituting, make certain module is equipped with compatible connectors.

1937S



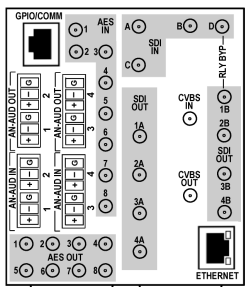
- RM20-9902-A/S
- RM20-9922-FS-A/S
- RM20-9922-2FS-A/S
- RM20-9940-A/S
- RM20-9960-A/S
- RM20-9978-A/S
- RM20-9980-A/S

1938DS



- RM20-9902-M/S-DIN/HDBNC
- RM20-9922-FS-M/S-DIN/HDBNC
- RM20-9922-2FS-M/S-DIN/HDBNC
- RM30-9940-B/S-DIN/HDBNC
- RM20-9978-G/S-DIN/HDBNC
- RM20-9980-CSC-G/S-DIN/HDBNC
- RM20-9980-2CSC-G/S-DIN/HDBNC

1954D



- RM20-9902-N-DIN/HDBNC
- RM20-9922-FS-N-DIN/HDBNC
- RM20-9922-2FS-N-DIN/HDBNC
- RM20-9932-N-DIN/HDBNC
- RM20-9903-H-DIN/HDBNC