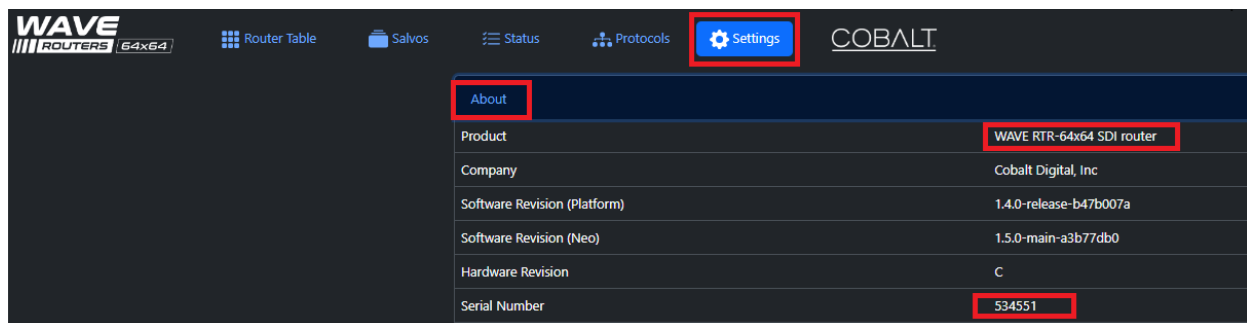


The release notes contain information on how to update your WAVE router with the latest firmware. This document also provides information on features released and bugs fixed for each version.

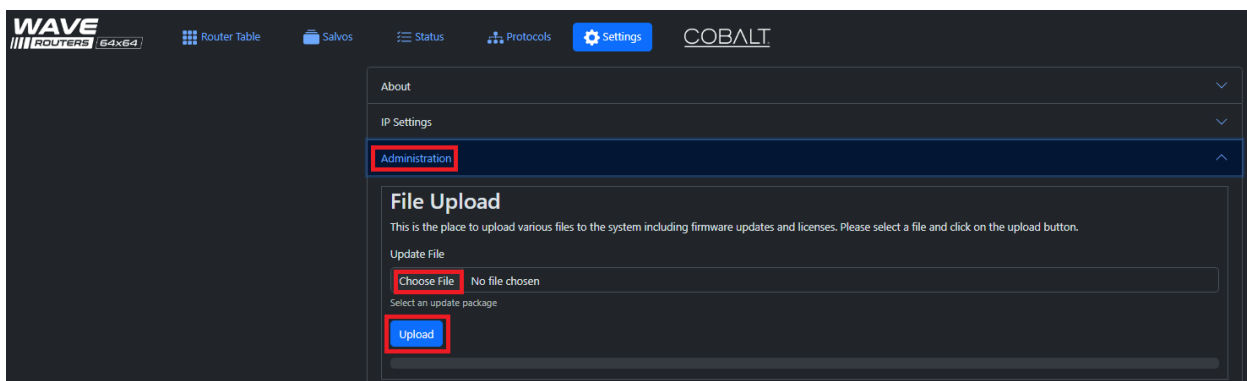
To update your WAVE 64x64, WAVE 32x32, or WAVE 36x36 router, download the latest software by accessing the **Support>Firmware** link at [www.cobaltdigital.com](http://www.cobaltdigital.com). Look for the update for the WAVE 64x64/WAVE 32x32 router. Open a browser pointing it to the previously installed WAVE 64x64 or WAVE 32x32 router on your network and select the **Settings** menu in the WAVE router GUI.

**NOTE:** If you have multiple WAVE routers on your network, make sure you are connecting to the router hardware that you intend to update the firmware. For that information check out the **About** section (in Settings) and look for the **Serial Number** of the unit you intend to update. The address bar of your browser is also an area to look at to confirm the correct device is being updated.



**Figure 1. About Section**

As shown in Figure 1, select **Settings**, scroll down and select **About**. Confirm you see the WAVE Router you intend to update. Select the **Administration** drop-down menu bar. Under **File Upload**, select **File** and find the *downloaded file* on your computer. Once the correct file is found, select it and choose **Upload**. The system will install the new firmware.



**Figure 2. File Upload**

When complete, the WAVE router control system will automatically reboot the internal controller.

**NOTE:** There will be an interruption of routing services during the update and reboot of the controller.

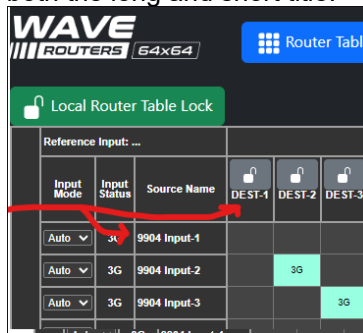
The following table lists released firmware versions and describes the corresponding functions and additions, improvements and/or corrections.

<b>Firmware Version</b>	<b>Description</b>
Wave Router Series Firmware Release v1.8.0 11/21/2024 - Present	<p><b>Added Features</b></p> <ul style="list-style-type: none"><li>• Added support for the WAVE 36 x 36 Router.</li></ul> <p><b>Bug Fixes</b></p> <ul style="list-style-type: none"><li>• Resolved an issue that may result in salvos not being added when attempting to create a new salvo either from the “New Salvo” button or from the router table.</li></ul> <p>In some cases, a blank salvo page is displayed resulting in a corrupt configuration in which the user is unable to edit salvos and the “New Salvo” button will no longer function.</p> <p>If this occurs, the user must reset the settings to factory, and then either reconfigure or restore from a backup before upgrading to the latest firmware release.</p>

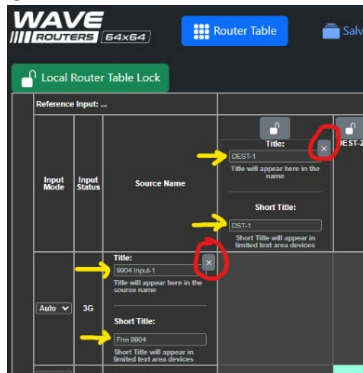
Wave Router Series Firmware  
Release v1.7.0  
10/08/2024 - 11/21/2024

### Added Features

- Added short names to source, destinations, and salvo title/names. The short name is designed to allow devices with resource limited text to make use of the short title. For example, a 64x32 pixel LCD button on a control panel.
- All source, destination, route title/names are now encapsulated in base64. This was done to preserve any formatting in the title.
- Clicking on the source or /destination title allows you to edit both the long and short title.



- Click on the title to edit the name.



The yellow arrows indicate the edit fields. The red circles indicate close/complete, which close the edits and returns to the updated label.

### Notes:

- The name/title configuration will automatically update from plain text to base64 encapsulated text.
- If the user chooses to downgrade to an earlier revision from this revision, the source, destination, and salvo title/names will show in base64. The user will need to either convert back to plain text or factory default the system.
- All Wave control panels must be updated to at least revision 1.4.x.

Firmware Version	Description
<p>Wave Router Series Firmware Release v1.6.3 08/02/2024 - 10/08/2024</p>	<p><b>Added Features</b></p> <ul style="list-style-type: none"> <li>• Destination Lock - You can now lock a specific destination from sources being routed to it.</li> <li>• UI Scroll lock - The route grid UI will lock the destination and source headings when scrolling. This will allow the user to see the heading labels for the source or destination.</li> <li>• Created a local UI route gridlock that only locks the routes on the device that initiated the lock. Clicking the lock icon for a specific route does not lock the route for other devices, only on the device that locked the route.</li> </ul>
<p>Wave Router Series Firmware Release v1.5.0 06/07/2024 - 08/02/2024</p>	<p><b>Added Features</b></p> <ul style="list-style-type: none"> <li>• This release includes a power and heat savings enhancement that turns off output drive 0 on all CDs. This eliminates the need to run extra cable driver hardware when not in use.</li> <li>• The WAVE Router user interface now contains a lock button that locks the UI from invoking routes locally in the event of random clicks. Clicking the green Local Router Table Lock located in the upper-right corner of the Router Table page locks the user interface. Clicking the red Local Router Table Lock button allows the settings to be edited.</li> <li>• Added functionality to verify serial and digital input rates.</li> <li>• Hovering over the Destination or Source labels display the source number for a given source or destination. Since the source and destination names can be customized, hovering over a specific source or destination will display the actual source or destination number.</li> <li>• A warning is now displayed when the router exceeds the normal operating temperature range. To disable the warning, click the Status tab in the Wave Router user interface and then add a check mark to the Crosspoint reporting high temperature field.</li> </ul>
<p>Wave Router Series Firmware Release v1.4.0 02/19/2024 - 06/07/2024</p>	<p><b>Added Features</b></p> <ul style="list-style-type: none"> <li>• Dynamic fan speed adjustments based on system temperature.</li> <li>• The router configuration can be saved and restored via the UI.</li> <li>• If there are several routers in a rack, you can enable a beacon to flash a LED on the router chassis to ID the unit. If the user does not disable it, the beacon will disable itself after 10 minutes.</li> <li>• A text location description has been added to the UI to assist in identifying and locating the connected unit.</li> <li>• The unit host name is now part of the logging information.</li> </ul> <p><b>Bug Fixes</b></p> <ul style="list-style-type: none"> <li>• Non-responsive Salvo UI columns when column window was too small.</li> <li>• Under certain conditions routes changes were not applied.</li> </ul>

Firmware Version	Description
Wave Router Series Firmware Release v1.3.0 11/27/2023 - 02/19/2024	<p><b>Added Features</b></p> <ul style="list-style-type: none"> <li>• Support for RP-168 reference switching.</li> <li>• MADI input mode.</li> <li>• SW-P-08 Request supported commands on connection, which enables SetCrosspoint mode of operation.</li> <li>• SW-P-08 Get mnemonics support to allow source and destination name retrieval from the router.</li> </ul> <p><b>Bug Fix</b></p> <ul style="list-style-type: none"> <li>• SW-P-08 Enhanced connectivity to the Companion software.</li> </ul>
Wave Router Series Firmware Pre-Release v1.2.0 10/23/2023 - 11/25/2023	<p><b>Added Features</b></p> <ul style="list-style-type: none"> <li>• Logging: The UI has a system Status tab showing status.</li> <li>• We've added the change of status as a log entry into syslog.</li> </ul> <p><b>Bug Fix</b></p> <p>The system would drop video output due to resource sharing contingency. There are several hardware control endpoints that are shared between different threads. Due to the chain of hardware to control the endpoint, software synchronization was added to the whole chain itself rather than each component.</p>
Wave Router Series Firmware Pre-Release v1.1.1 10/12/2023 - 12/23/2023	<p><b>Added Features</b></p> <ul style="list-style-type: none"> <li>• SW-P-08 protocol</li> <li>• Temperature Status</li> </ul>